

19 October 2015
Application for Bachelor of Design: Fashion Design

Student ID. [REDACTED]
Ph. [REDACTED]

To whom it may concern;

My name is [REDACTED]

I am a creative.

When I was younger I would make short films.

Most of which involved customised Lego mini figures that I would bring to life with the stop motion animation setting on my dad's camera. These years of playing with my father's camera equipment taught me the power of composition and its ability to alter an audience's view of reality. It inspired me that a composition of shots could evoke emotion in the eye of the beholder and pilot their perspective of a story. This concept of composition is no different to good design. Good design requires the designer to compose a product that serves its function like a film tells its story and at the same time manages to be aesthetically pleasing. When styling an outfit, it's one thing to have multiple nice garments, but the outfit is only good if you compose it correctly and all the pieces are in harmony. That's what I want to make, harmony. I want my fashion to be the music to their ears.

Fashion has been part of who I am as a person from a young age. When I was 6 years old my mum would help me alter jeans to be flared because they weren't readily available in New Zealand. While watching movies I would pay less attention to the storyline and more attention to things like the colour of the belt buckle that one of the characters were wearing. When I started school my parents quickly discovered I had learning difficulties and later had me diagnosed as dyslexic. The majority of my primary school years were spent doodling and daydreaming, and I was often given a hard time for wearing strange colourful clothing. During these years and those that followed, I incessantly practiced and honed my creative skills, doing well in all art forms including drawing, graphic design, sewing, photography and videography.

Deciding what I want to do with my future wasn't a difficult decision. I've known I want to do for a long time now.

I feel I am ready to take on formal study of fashion design at a tertiary level and do not want to spend another year at college struggling to produce essays and assignments on which the system places more value on the structure and terminology used, than the content or thinking within it. I visited the AUT Fashion Design open day earlier this month and felt like I'd found the right place for me to continue my journey in design. My dream one day is to design shoes, but I am looking forward to the process of discovery, learning new technical skills, developing my creative practice and eventually producing my own collection. I hope you can see from my portfolio, the confidence I have in myself and hope that you can share my confidence that I will make the most of an opportunity to study at AUT next year.

Yours sincerely


[REDACTED]

PRIMARY THOUGHT THROUGH COLOUR WAYS ON WELL
 COMPOSED GARMENTS CHALLENGING...
 DEEP YELLOW
 ABSTRACT
 R.G.B
 RED GREEN BLUE
 "CHILDISH FORMAL"




I WANT NEW ZEALAND YOUTH WEARING MY CLOTHES OR AT LEAST A SMALL SEGREGATION OF NZ YOUTH

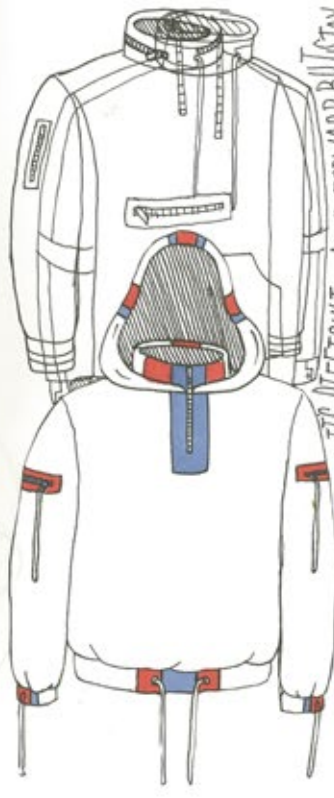
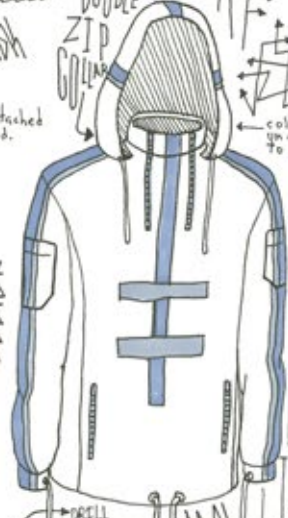
IT'S IMPORTANT I GET THIS COLLECTION OUT IN TIME SO THAT I CAN CLAIM THE AESTHETIC FOR MYSELF BEFORE THE REST OF FASHION MOVES ON IN THIS DIRECTION, WHICH I WILL PREDICT IT WILL.



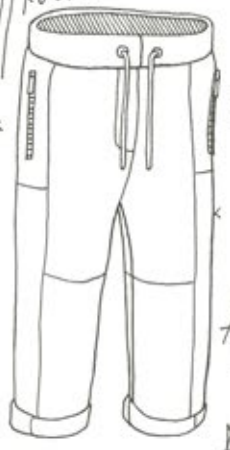
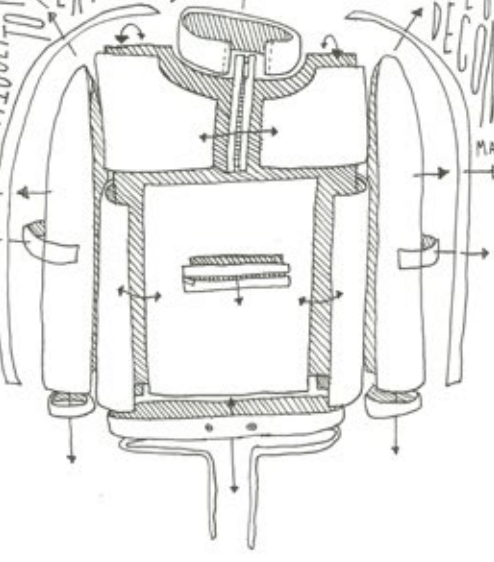
EXPLODED VIEW



I've decided my use of colour will better suit a more formal look; dress button up shirts, straight leg baggy pants etc



MOVE FORWARD BULGE ON POINT



I BELIEVE I COULD ACCURATELY REPRODUCE ANY DESIGN I WANT TO KNOW & HAVE ACCESS TO AN INTERNATIONAL LEVEL - I WOULD LIKE TO USE MY IDEAS TO MAKE A GARMENT WITH HEAPS OF DRAPERY, FASTENINGS... I BELIEVE I CAN DO IT & I WANT THEM TO. I BELIEVE I CAN DO IT & I WANT THEM TO. I BELIEVE I CAN DO IT & I WANT THEM TO.



I BELIEVE I AM SLOWLY BUT SURELY MOVING INTO AN AESTHETIC THAT HAS NOT YET BEEN FULLY ACHIEVED IN MODERN FASHION



ALL THESE KIDS IN MY SECTOR DRESSING FLY WE AN ABUNDENCE OF PROGRESSION SCORING TRILEGGERS BE MY BLESSING NO QUESTIONS. TREND SETTING ISN'T WHAT I'D CALL IT

IM JUST FLEXING



2K25

INSPIRED BY AIRFORCE

SOME OF THESE DESIGNS IM REALLY UNCOMFORTABLE EVEN INCLUDING THEM IN MY PORTFOLIO BECAUSE THEY ARE SO FAR FROM WHAT I RESPECT AESTHETICALLY

SYSTEM ERROR!

I FEEL LIKE MY LOOK CHILDISH BUT WOULD LOOK IN REAL LIFE

IDEA OF A SOCK-LIKE UPPER

INSPIRED BY HIGH CUT MILITARY

ALL THESE KIDS IN MY SECTOR DRESSING FLY WE AN ABUNDENCE OF PROGRESSION

SCORING TRILEGGERS

LEATHER CONSTRUCTION

NOT OF THESE DESIGNS IS PRESENT

MAKE A NAME FOR YOURSELF

TO START SMALL AS A PIT

IM JUST FLEXING AS SHEEP FOLLOW

THE GOOD IS RIGHT

THATS THE IMPORTANT

DESIGNS TAUGHT ME SIMPLICITY

NO CONTROLLED CHAOS IS THE BEST

TO WANT TO WEAR

IN SOME WAYS, THIS COLLECTION IS DEFINED BY PREVIOUS TRENDS IN MENS FASHION. IT'S IMPORTANT TO ME THAT I GET ALL THIS OUT AT THE RIGHT TIME, BEFORE THE REST OF THE WORLD CATCHES UP...

2013 - ALL BACK, LEATHER DRAPES, GOLD ZIPS
TRENDS WILL FLIP ON ITS BACK AND GO THE OPPOSITE DIRECTION: BRIGHT COLOURS, NO HOOD, NEED TO SOURCE COLOURED ZIPS

MONOTONE 2014
DULL COLOURS 2015
OPPOSITE LOGIC, I PREDICT I NEED TO RE-INTERPRET MY 1ST COLLECTIONS AESTHETIC AS 'SUMMER' HOOD

I REALLY LIKE THE LOOK OF A HIGH CUT BOOT TALL ENOUGH TO SIT UNDER A WIDE PANT, AND KIND OF LOOK LIKE THEY GO ON FOREVER.



WANTED A WAY OF IMPLEMENTING COLOUR ON MY GARMENTS, THE MOST PRACTICAL WAY I COULD THINK OF TO DO THIS WAS TO USE COLOURED TAPE



WANDERSON HAS RECENTLY COME OUT WITH A TOP THAT FEATURES A SORT OF ZIP UP TURTLE NECK, IN SOME WAYS ITS SIMILAR TO MY DESIGN BUT GENERALLY HAS A VERY DIFFERENT LOOK - THINNER MORE REVEALING FABRIC, MORE OF A PONSY LONDON GAY BOY AESTHETIC IN COMPARISON TO CHAVY STREET LONDON LOOK PERSONALLY I'M MORE INTO THE 90S MILITARY AND THE 2000s NEED



THIS MEANS NOTHING
US AIR FORCE NAVY PILOT BOOTS SEEN IN RAF SIMONS
STERLING RUBY LOOK-BO
RE-DEFINED
WOULD NEED TO SOURCE VELCRO THAT IS THE RIGHT COLOUR TO EITHER FIT-IN OR COMPLEMENT THE GARMENT.
I LIKE THE IDEA OF A GARMENT BEING OPEN FOR RE-INTERPRETATION



ALL THESE KIDS IN MY SECTOR DRESSING FLY BY AN ABUNDANCE OF PROGRESSION, SCORING BE MY BLESSING NO QUESTIONS, TREND SETTING IOM! WHAT I'D CALL IT I'M JUST FLEXING SHEEP FOLLOW FROM A DISTANCE FINNA TEACH THESE CLONES A LESSON.



CREATIVE
NOT A PUNK
LACING SYSTEM INSPIRED BY SKATE STYLE SHOE (AGE BELT, THE ONLY DIFFERENCE IS INSTEAD OF DENIM WAIST BELT IS EITHER)



ALL THESE GARMENTS ARE TO BE WORN SLIGHTLY OVER
PROBABLY FOR ME, WINTER IS ALMOST OVER
I WANTED A WAY OF IMPLEMENTING COLOUR ON MY GARMENTS, THE MOST PRACTICAL WAY I COULD THINK OF TO DO THIS WAS TO USE COLOURED TAPE
I REALLY LIKE THE LOOK OF A HIGH CUT BOOT TALL ENOUGH TO SIT UNDER A WIDE PANT, AND KIND OF LOOK LIKE THEY GO ON FOREVER.
THIS COLOUR MAY LOOKS ALOT LIKE MY OLD SHIT, AND I REALLY WANT TO MOVE AWAY FROM ALL OF THAT, IT JUST LOOKS INMATURE NOW.
I WANTED A WAY OF IMPLEMENTING COLOUR ON MY GARMENTS, THE MOST PRACTICAL WAY I COULD THINK OF TO DO THIS WAS TO USE COLOURED TAPE
US AIR FORCE NAVY PILOT BOOTS SEEN IN RAF SIMONS
STERLING RUBY LOOK-BO
RE-DEFINED
WOULD NEED TO SOURCE VELCRO THAT IS THE RIGHT COLOUR TO EITHER FIT-IN OR COMPLEMENT THE GARMENT.
I LIKE THE IDEA OF A GARMENT BEING OPEN FOR RE-INTERPRETATION
CREATIVE
NOT A PUNK
LACING SYSTEM INSPIRED BY SKATE STYLE SHOE (AGE BELT, THE ONLY DIFFERENCE IS INSTEAD OF DENIM WAIST BELT IS EITHER)
VELCRO PATCHES DEATCHABLE/RE-ARRANGABLE
VELCRO PANELS ALLOW FOR WEARER CUSTOMISATION
TWO STRIPS OF COLOURED TAPE
I NEED TO RE-INTERPRET MY 1ST COLLECTIONS AESTHETIC AS 'SUMMER' HOOD
I REALLY LIKE THE LOOK OF A HIGH CUT BOOT TALL ENOUGH TO SIT UNDER A WIDE PANT, AND KIND OF LOOK LIKE THEY GO ON FOREVER.
THIS COLOUR MAY LOOKS ALOT LIKE MY OLD SHIT, AND I REALLY WANT TO MOVE AWAY FROM ALL OF THAT, IT JUST LOOKS INMATURE NOW.
I WANTED A WAY OF IMPLEMENTING COLOUR ON MY GARMENTS, THE MOST PRACTICAL WAY I COULD THINK OF TO DO THIS WAS TO USE COLOURED TAPE
US AIR FORCE NAVY PILOT BOOTS SEEN IN RAF SIMONS
STERLING RUBY LOOK-BO
RE-DEFINED
WOULD NEED TO SOURCE VELCRO THAT IS THE RIGHT COLOUR TO EITHER FIT-IN OR COMPLEMENT THE GARMENT.
I LIKE THE IDEA OF A GARMENT BEING OPEN FOR RE-INTERPRETATION
CREATIVE
NOT A PUNK
LACING SYSTEM INSPIRED BY SKATE STYLE SHOE (AGE BELT, THE ONLY DIFFERENCE IS INSTEAD OF DENIM WAIST BELT IS EITHER)
VELCRO PATCHES DEATCHABLE/RE-ARRANGABLE
VELCRO PANELS ALLOW FOR WEARER CUSTOMISATION



THE RELATION BETWEEN PANTS AND FOOTWEAR IS VERY VERY IMPORTANT TO ME IN TERMS OF AESTHETIC. HIGH CUT BOOTS WILL CAUSE PANTS TO STACK WHEN TUCKED IN, LOW CUT SHOES THE SAME CUT OF PANT WILL HAVE A COMPLETELY DIFFERENT LOOK.

FASTENABLE STRAP RUNS DOWN SIDE OF LEG IN CONTRAST COLOUR... STRAP... ELASTIC WAIST BAND... KNEELESS TRACK PANTS... I'VE NEVER BEEN A BIG FAN OF JEANS... I JUST THINK ELASTIC WAIST BANDS ARE MORE PRACTICAL.

WHAT MORE COULD THEY WANT FROM ME... I'VE NEVER BEEN A BIG FAN OF JEANS... I JUST THINK ELASTIC WAIST BANDS ARE MORE PRACTICAL... I WANT TO FIND A LOOK AS ICONIC AS RIGK.

WHAT MORE COULD THEY WANT FROM ME... I'VE NEVER BEEN A BIG FAN OF JEANS... I JUST THINK ELASTIC WAIST BANDS ARE MORE PRACTICAL... I WANT TO FIND A LOOK AS ICONIC AS RIGK.

I'VE NEVER ENJOYED WEARING JEANS, JUST BECAUSE OF THOSE METAL BUTTONS AT THE FLY THAT DIG INTO YOU UNDER YOUR BELT. IF I MAKE JEANS THEY WILL HAVE ADJUSTABLE WAIST BAND WITH DRAWING.

I WANNA WORK WITH HEAVY MATERIALS. NOT INTO THESE KIND MUCH, YOU LIKE SOME THING AT LOADED EVEN IS... DENIM... SHOE LACE TIE + RAW HEM PANTS... A FASHION DESIGNER TO ME SHOULD RELY ON TRENDS TO THEM...

HIGH CUT ANKLE IN RELATION TO HEIGHT OF SHOE... ZIP POCKET... HIDDEN ZIP POCKET... HIGH MILITARY BOOTS WITH TAPERABLE FASTEN... I WANT MY PANTS TO HAVE A SIGNATURE LOOK ABOUT THEM THAT CAN BE IDENTIFIED AS MY OWN... I WANT TO BE A DESIGNER OR A FASHION DESIGNER... THEY'RE TOO VERY DIFFERENT THINGS IN MY OPINION.

EXAMPLE: UNFINISHED LEG OF PANTS UNSTITCHED FROM HALF WAY, THE TROUSER LEG FOLDS OVER ITSELF. I LIKE WORKING WITH STRIPS OF COLOUR BUT I THINK I MIGHT LEAVE THE MORE COMPLEX COLOUR WAYS WITH THE UPPER TORSO GARMENTS. EXTRA DOCKETS FOR FEET... SOMETIMES I OVER DO IT... VERY DIFFERENT THINGS IN MY OPINION.

USUALLY THIS WOULD BE A MOCK FLY BUT I DECIDED I'AMT ABOUT THAT LIFE... I'D PREFER THESE WITH HIGH TOPS OR BOOTS BUT THIS GIVES YOU AN IDEA OF THEIR LENGTH... RING STRIPE WITH ADJUSTABLE WAIST BAND... A FULL TRACK SUIT USING MY COLOUR STRIPS WOULD BE COOL.

WHAT MORE COULD THEY WANT FROM ME... I'VE NEVER BEEN A BIG FAN OF JEANS... I JUST THINK ELASTIC WAIST BANDS ARE MORE PRACTICAL... I WANT TO FIND A LOOK AS ICONIC AS RIGK.

I WANNA WORK WITH HEAVY MATERIALS. NOT INTO THESE KIND MUCH, YOU LIKE SOME THING AT LOADED EVEN IS... DENIM... SHOE LACE TIE + RAW HEM PANTS... A FASHION DESIGNER TO ME SHOULD RELY ON TRENDS TO THEM...


HIGH MILITARY BOOTS WITH TAPERABLE FASTEN... I WANT MY PANTS TO HAVE A SIGNATURE LOOK ABOUT THEM THAT CAN BE IDENTIFIED AS MY OWN... I WANT TO BE A DESIGNER OR A FASHION DESIGNER... THEY'RE TOO VERY DIFFERENT THINGS IN MY OPINION.

EXAMPLE: UNFINISHED LEG OF PANTS UNSTITCHED FROM HALF WAY, THE TROUSER LEG FOLDS OVER ITSELF. I LIKE WORKING WITH STRIPS OF COLOUR BUT I THINK I MIGHT LEAVE THE MORE COMPLEX COLOUR WAYS WITH THE UPPER TORSO GARMENTS. EXTRA DOCKETS FOR FEET... SOMETIMES I OVER DO IT... VERY DIFFERENT THINGS IN MY OPINION.

USUALLY THIS WOULD BE A MOCK FLY BUT I DECIDED I'AMT ABOUT THAT LIFE... I'D PREFER THESE WITH HIGH TOPS OR BOOTS BUT THIS GIVES YOU AN IDEA OF THEIR LENGTH... RING STRIPE WITH ADJUSTABLE WAIST BAND... A FULL TRACK SUIT USING MY COLOUR STRIPS WOULD BE COOL.

WHAT MORE COULD THEY WANT FROM ME... I'VE NEVER BEEN A BIG FAN OF JEANS... I JUST THINK ELASTIC WAIST BANDS ARE MORE PRACTICAL... I WANT TO FIND A LOOK AS ICONIC AS RIGK.

MOR 1998 - 2015



WE KED OUT

I WANT THE NUMBER HEADS TO FEAR ME

I WANT THEM TO REALISE WHAT THEY ARE MISSING

MASH

MASH

MOR

MASH

GOK

DIE DIE DIE DIE DIE

YOU ARE RUNNING OUT OF TIME!

I wonder if any one will ever read this.

LESS BUD MORE WORK

generally unhappy with myself I need to work harder and prove myself to the DENIM

WHAT DOES YOUR MOUTH SAY?

MASH

WISH WISH WISH

WATCH THIS SPACE AND SEE IF I MAKE IT

SHOW OFF

WILL COME REMEMBER ME!!

WANNA BE REMEMBERED

NEVER WANT SEE YOU GO

TIDY your room

WILL SHOWS THROUGH MEAT WORK

ARE PEOPLE OUT THERE

WORRIES ME THAT THERE THINK DYSLEXIC MEANS





ABSTRACT → CHILDISH
WRONG COLOURS → SHAPE

TOMATO, CARROT

SOME-TIMES I FUCK UP
I WANT '90S DENIM

THIS COLOUR WAY LOOKS LIKE A FUCKING VEGE ROAST.

NEED TO THINK THROUGH MY COLOURS BETTER
LOOKS LIKE SOME CHRISTMAS BULL SHIT

I WANT A COLLECTION REMINISCENT OF MY CHILDHOOD BRIGHT COLOURS & SHAPES

PLAYING WITH COLOUR

I THINK THE REASON I HATE ALL THE OTHER ONES IS BECAUSE THE COLOURS ARE NOT ON POINT. I MIGHT MAKE A TRIAL PAGE JUST FOR COLOUR COMBINATIONS

IT'S GOING TO BE HARD TO FIND THE RIGHT COLOUR TAPE... I LIKE THE DRAW STRINGS

I LIKE THIS LOOK WITH NO ZIP

PINK & BLUE
THIS IS PERFECT
THIS IS A CLASSIC COLOUR WAY AND I THINK THAT MIGHT BE THE REASON IT LOOKS SO GOOD

BECAUSE I'M WILLING TO BE DIFFERENT

INSPIRED BY '90S KATHMANDO

7 YEARS TO MASTER A CRAFT
I WOULD WHEN I'LL MAKE

GOOD COLOURS

IT'S GOING TO BE HARD TO GET THE COLOURS TO MATCHES
SYMMETRIC
BEHIND THE MASK
NEVER STOP CHECKING YOURSELF
GORK GORK GORK
FRONT
GORK GORK GORK

HEAD ONLINE IT TAKES BETTER

ONLY NEVER STOP CHECKING YOURSELF
BACK
GORK GORK GORK
FRONT
GORK GORK GORK

BLACK TRUCKER LOGOS LIKE A VILLAIN SPLITTING THIS LINE ONE DAY I'M A MAN

BUT ALSO THE SIMPLICITY OF THE

TO RE-WORK SOME OF THESE GARMENTS IN DIFFERENT COLOUR WAYS.

MESH PANEL SHIRT

Cream colored stretch material that looks like non stretch and crumples nicely with contrasting white ribbing.



MESH PANEL LONG SLEEVE

Cream coloured stretch material that looks like non-stretch, with white ribbing cuffs.

I HATE SCIENCE LAB COAT

Based on the drawing in my science book from last year, the lab coat represents my boredom/dysfunction in the education system.



Drawn onto garment with fine tip fabric marker.

PINK OTARA MARKET STYLE POLYESTER HOODIE.

Neoprene style

SPINE SINGLET

Grey inverted (wrong side) sleeveless T-shirt with pin tucked design on back & ribbed collar.

being composed of thick mesh can wear in summer heat still look like we're wearing a sweater.



CARGO PANT

Light weight Summer Cargo pants feature front zip pockets and lower calf cargo pockets with zip. Cargo pockets are half stitched for stylistic purposes.



MORBU

NEOPRENE STYLE SUMMER-SWEATER

Due to the sweater being composed of mesh, you can wear it in summer heat and still look cold.

WATER PROOF SHIRT


Made of light-weight, breathable material, this shirt will protect from showers.



Featuring side zip.



Good cargo pants made I used the wrong side



COLLECTION: 1

No pocket


my concept of fashion is changing
constant in its form
it's my 7th birthday and my friends
for the future exciting me. Looking
back how I wish I am not disappointed
but I know it's time to move on.

SYTH HOODIE


Inspired by garments
of from George Lucas' Jedi
Star Wars.

LARGE HOOD

DARTH VADER
COURT BOOBY



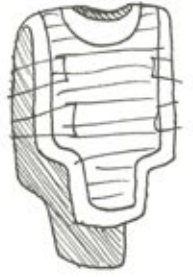
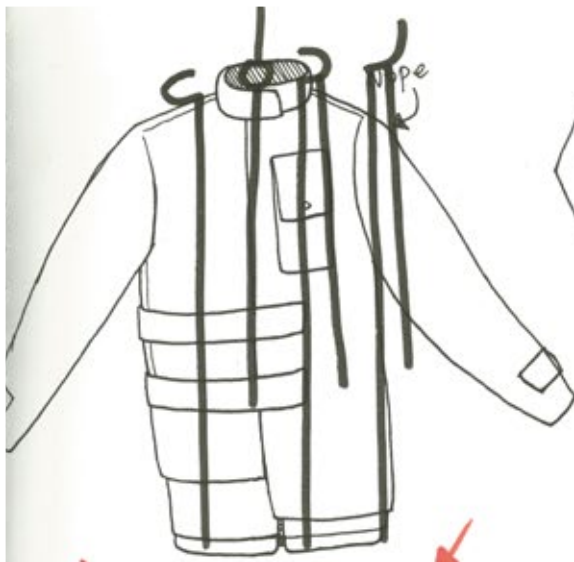
The tech-mesh sleeves are
made to look like a sep-
arate garment entirely.



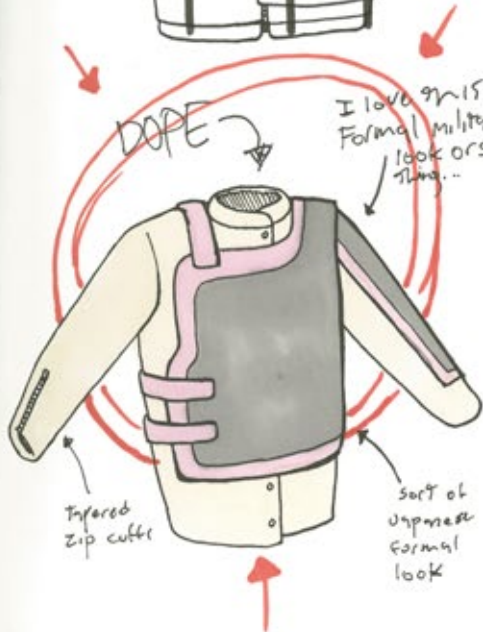
Dark brown with black tech-
mesh, this hoodie features
an oversized hood in
reference to the starwars
films.



... RECOGNITION ...



Looks like an apron



DOPE

I love gr15, Formal military look or some thing...

Tapered zip cuffs

sort of Japanese formal look



WRAPS RIGHT AROUND

[MOR]
[XV]



This could work with different color way and polyester material

WACK

I like gr15 but of one arm like classical medieval armour



EXPERIMENTATION



OUT DATED

TRACK SUIT WITH VEST

THIS was a mistake not drawing draw strings because they would look good dangling over the vest. not sure what colour though

deciding between my oversized hood concept or normal hood.

MORBI

Velcro removable logo patch

I want to find really thick, stiff track material but fluffy on the inside.

This vest would be open on one side (this side)

Although that would mean there are no need for velcro straps on other side but nevermind

Velcro straps un-aligned. still deciding whether this looks good or not...

tight cuffs so the sleeve creases a little, although this may make the 3M strips look bad.

Lower hinging piece referencing design of some tactical vests

IGNORE THIS

chunky plastic wet suit style zips

mock fly (Elastic waist band)

This same look would apply to the jump suit (this is the track suit)

the legs should be slightly tapered so they don't flare at all because there is nothing worse than that.

3M

cuffs not too tight, similar to OG track pant design. I want to get a cut like the brand GOSHA.



gathered

I want the cuffs to be straight not like this: although that may be hard to achieve...

I want to be careful not to make the orange colour too similar to actual road worker uniforms so the wearer doesn't look like a road worker. Maybe I should play with other colours entirely like a maroon... I like that idea because it sort of creates another member of the utilitarian work force, like my own uni. ~~16k~~ 16k

I'm wondering how I want the pants to sit, whether I want them to stack or be straight and baggy... If they stack then it may make the 3M strips look stupid.



EXPERIMENTATION



I'm liking this look because
 it's definitely referencing
 road work wear but is
 the right colour
 so it can be worn
 and look like
 a reference &
 not the actual
 thing...
 you know
 what I mean?




I like having
 large velcro straps
 like this so the
 skeleton emblem
 tapered or
 just look
 swag



I have mixed
 up the 3M
 design a little
 but maybe I
 could take it
 even further
 and do some
 really crazy
 as hell, al-
 though there
 is only so much
 I can do with
 the 3M tape
 because it has
 to be straight
 lines...

considered
 putting velcro
 straps on the
 side but I
 think I'll leave
 this jacket clean
 and have it as
 a piece in condition
 with the velcro
 tactical vest inspired
 jacket





FINAL OUTCOME OF STRAP WAS INSPIRED BY MILITARY VEST



Wouldn't use a colour this bright. Straps



3M STRIPS could be cool to work with



Inspired by this vest, would be interesting to merge this concept with tactical vests...



interested in Velcro colour (colour palette)

Worried Luminous Colours 3M with darker orange 3M STRIPS

interested in this cut of singlet

Would like to work with this cut of singlet and add straps to the back




Straps messes

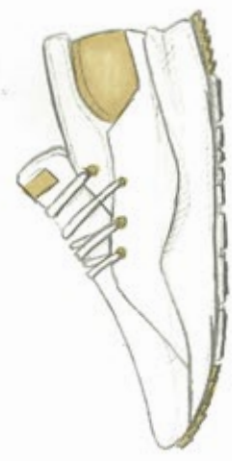



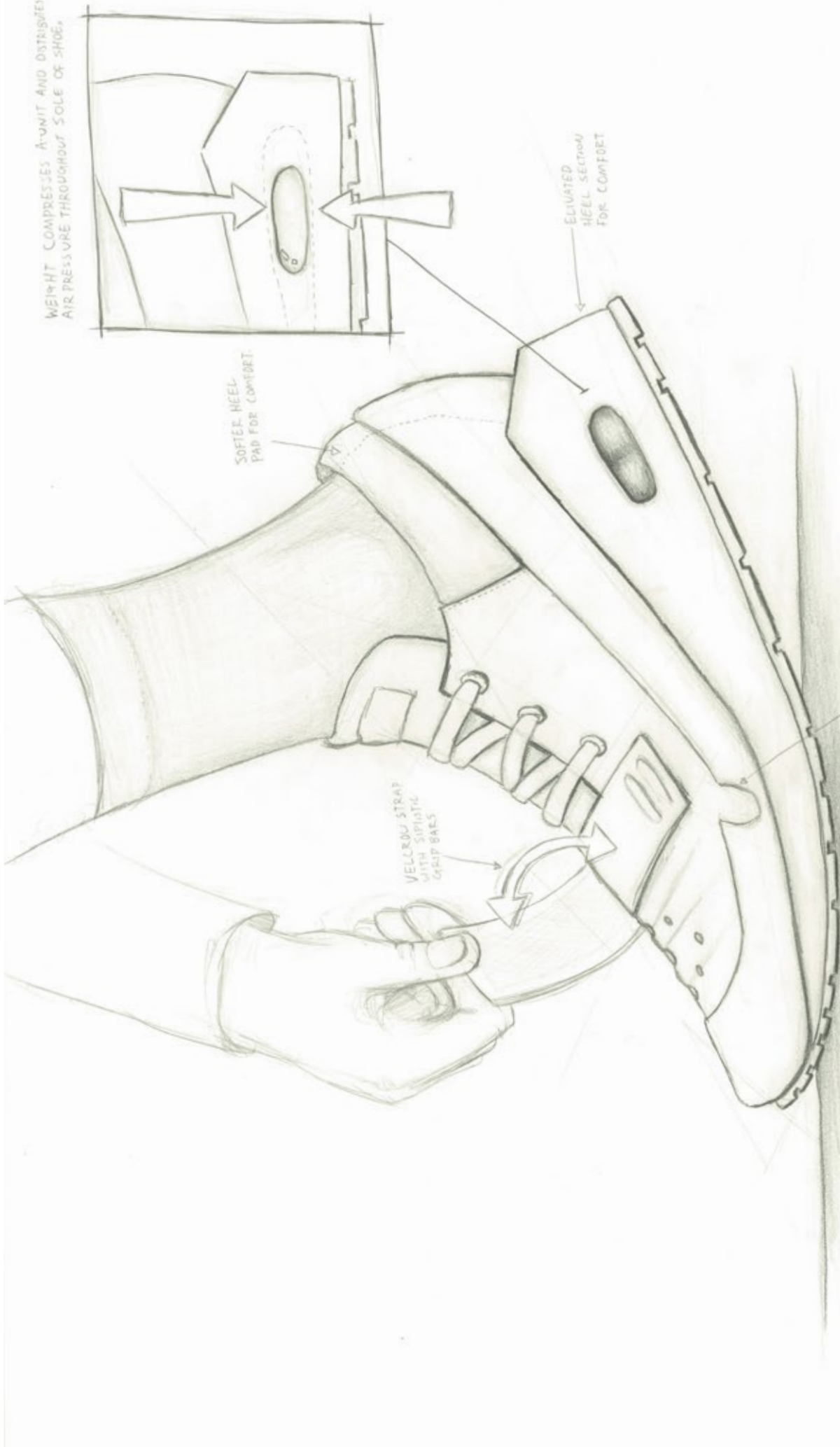
SHOES

These were drawn over the space of a year: (2014) in my maths, science and media books. They are the children of my dysfunction.



ED 2D SNEAKER DESIGN





WEIGHT COMPRESSES A UNIT AND DISTRIBUTES AIR PRESSURE THROUGHOUT SOLE OF SHOE.

SOFTER HEEL PAD FOR COMFORT.


ELEVATED HEEL SECTION FOR COMFORT.

VELCRO STRAP WITH SIMILAR GRIP BARS.

SMALL DIP IN WRAP AROUND SUPPORT STRIP FOR EXTRA MANOEUVRABILITY.

CONTRAST OF COLOURWAYS

BACK



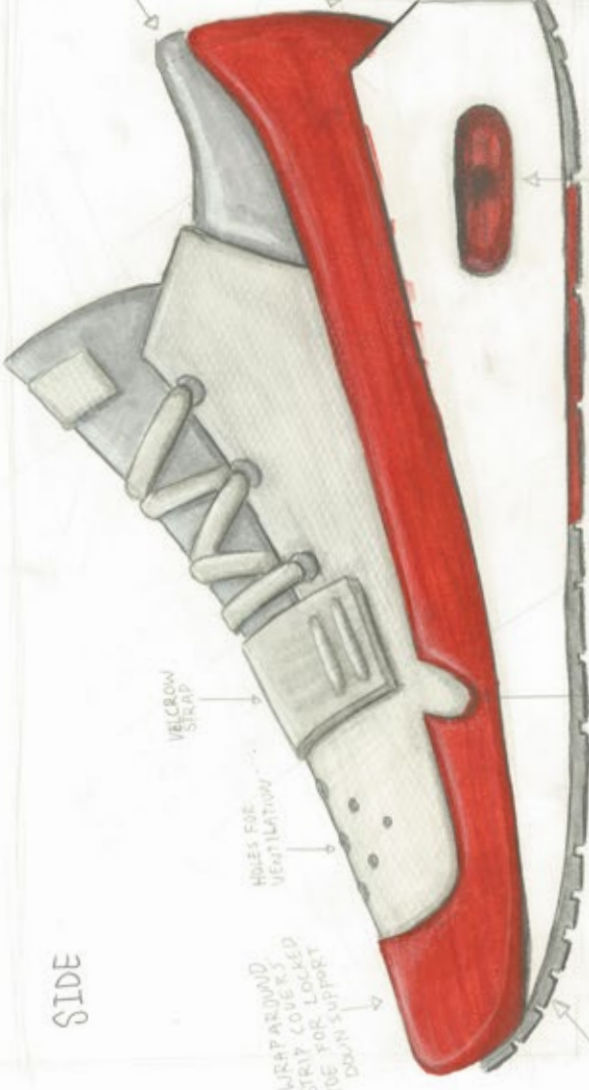
NOT REPRESENTATIVE OF ACTUAL COLOURWAYS

SMALL DESIGN CHANGE FRONT SHOE ON CROSS SECTION PLANE

STRIP WRAPS AROUND ENTIRE SHOE FOR support



SIDE



VELCRO STRAP

HOLES FOR VENTILATION

WRAP AROUND STRIP COVERS TOE FOR LOCKED DOWN support

ATR (AIR) WINDOW (displaying unit)

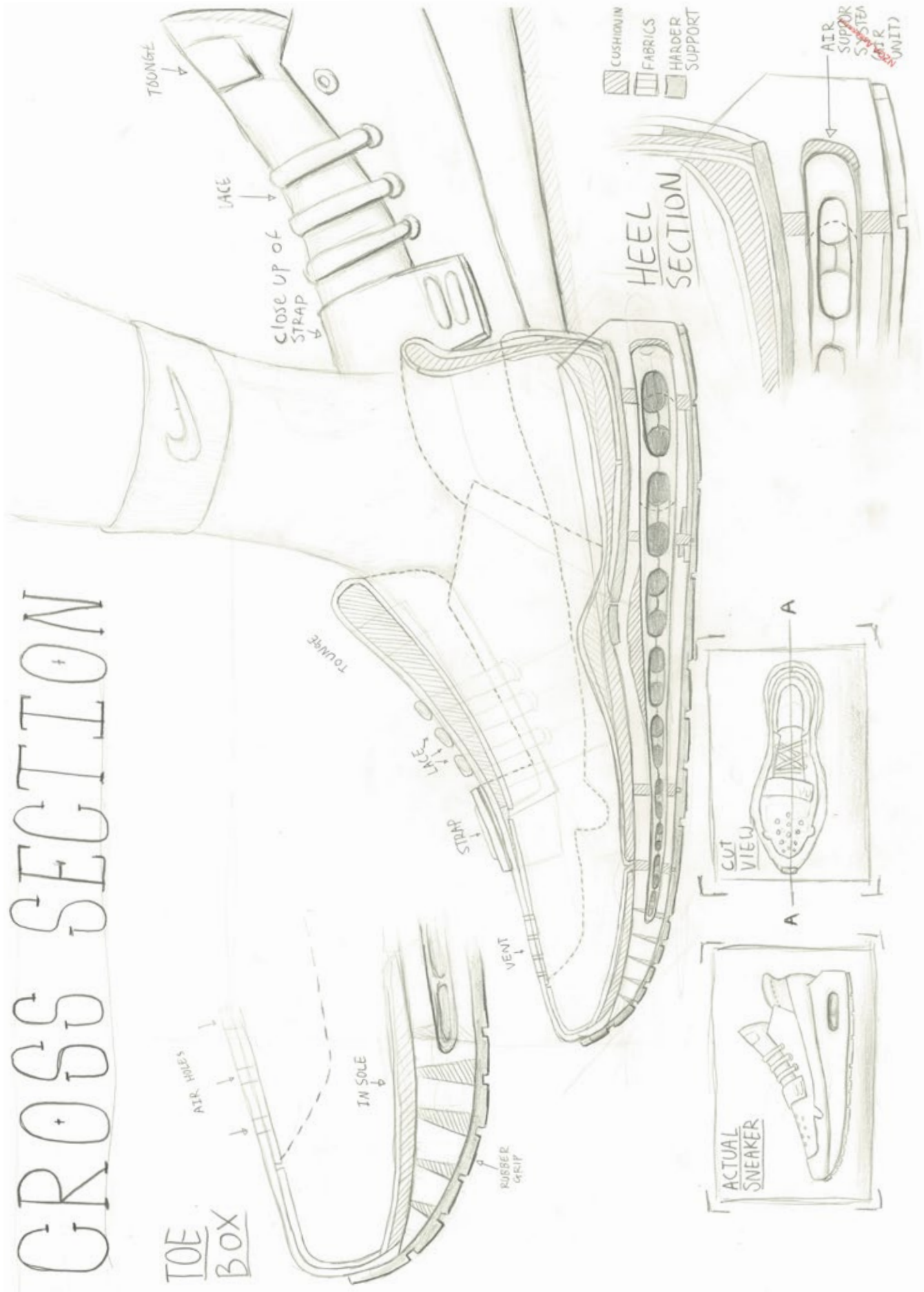
DIP IN SUPPORT STRIP FOR IMPROVED MOTION

SMALLER TEETH AT FRONT OF TOE BOX FOR STRONGER GRIP



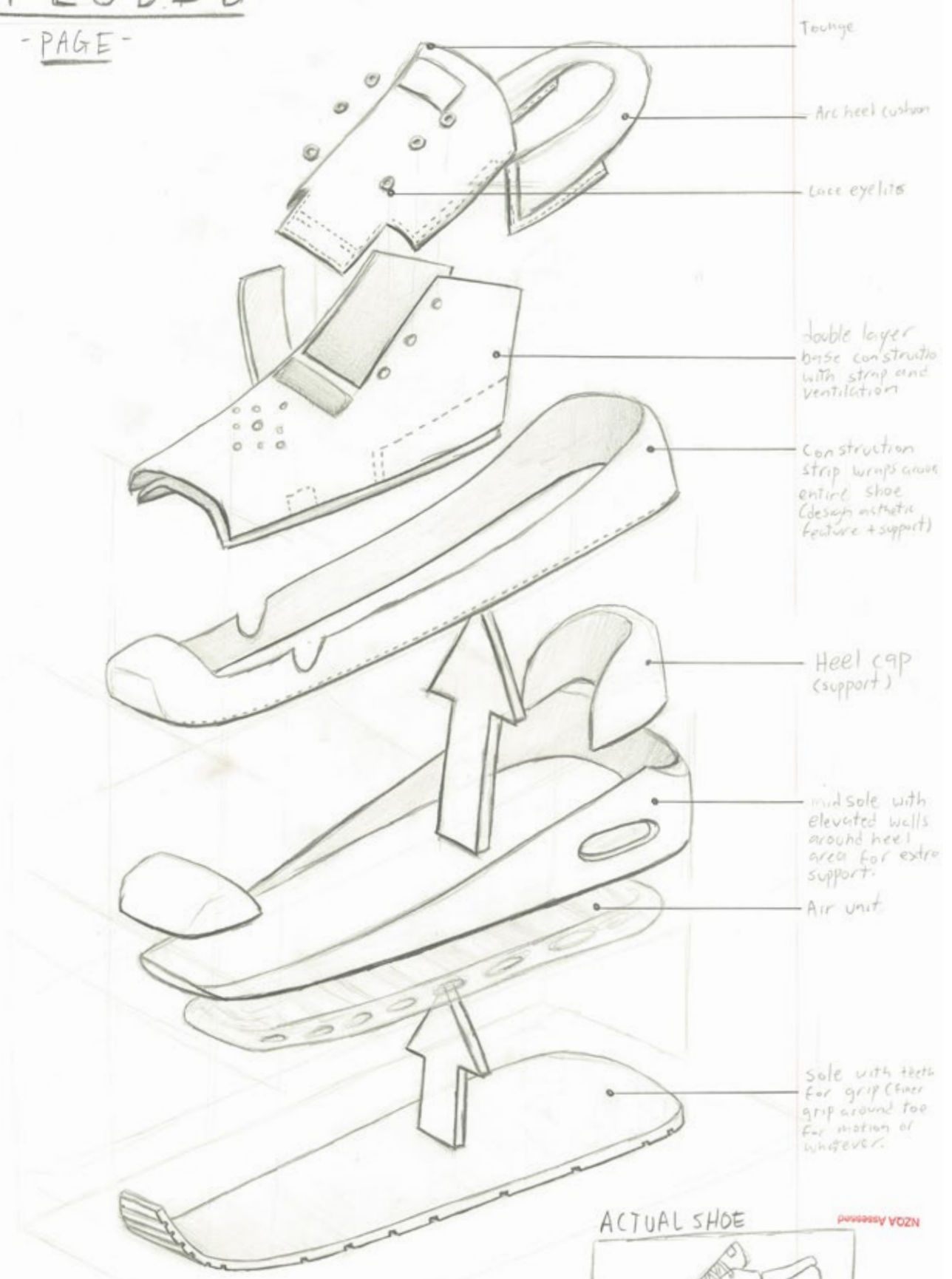
2 X BARS FOR GRIP

CROSS SECTION



EXPLODED.

- PAGE -



ACTUAL SHOE



*SEE AESTHETICS PAGE

NZO Assessment