



1



Introduction to the AUT Clinical Team:

2



3

- **Year 1:** Observation in a community-based setting
- **Year 2:** Patient labs in various AUT courses
- **Year 3:** Patient labs in various AUT courses + SIMulated session
 - **Year 3: 2-week clinical placement (any healthcare setting)**
 - **Full time working week for 2-weeks (approx. 80-hours of clinical experience)**
- **Year 4:** 3 x 8-week clinical placements (any healthcare setting)

AUT Year 3 Clinical Placement:

AIMS :

- To provide students with opportunity to **participate** in clinical practice (to put academic learning into clinical practice)
- To facilitate students' **transition** to the Year 4 clinical year
- To provide students with **socialisation** and **learning opportunities** within a **healthcare service**



4

AUT Clinical Uniform:

1. Black trousers:

- Students purchase their own
- Recommended to have pockets and enable movement

2. AUT Polo Shirt:

- Available from AUT

3. Footwear:

- Comfortable closed-in shoes / **NO** Crocs, jandals or sandals

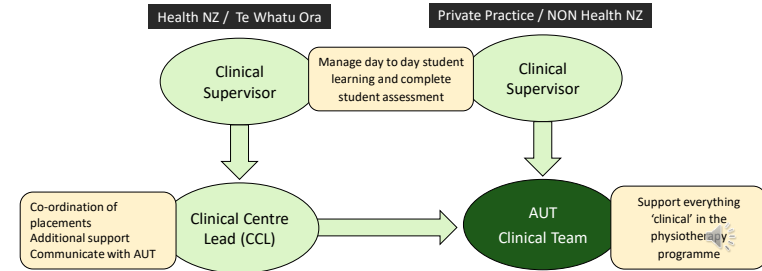
4. Black long sleeves (warmer top) :

- Students purchase their own
- AUT recommends a black vest, cardigan or sweatshirt (not hoodie)



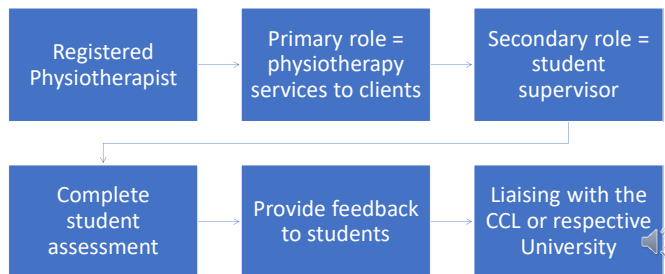
5

Clinical support structure and roles...



6

Clinical Supervisors role...



7

Supervisor – Pre-placement Checklist:



8

Expectations – discuss with students...

EXPLICIT EXPLICIT

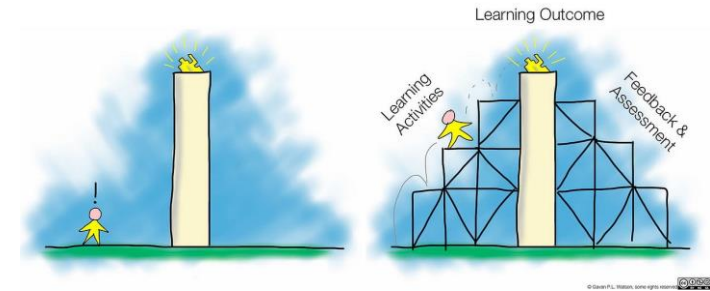
What do you expect from students?

How clear are these expectations to both of you?

What do the *requirements of the learning outcome* mean in your clinical context/environment?

Complete the Year 3 Placement Agreement by end of Day 2

9



Scaffolding learning through planned activities...

10

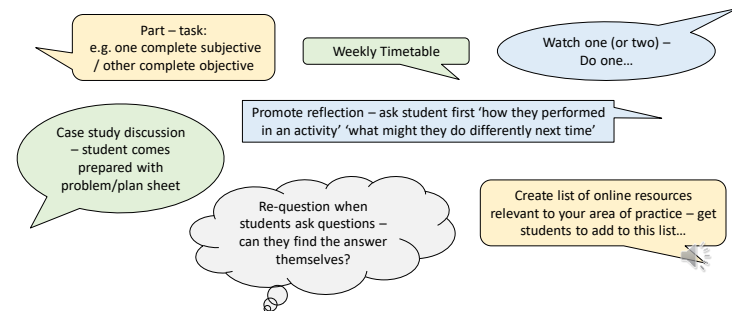
Planned activities, students to...

- **Assist supervisors** (and/or rehab assistants) with assessment and treatment tasks.
- **PHYSIOTHERAPY PROCESS** – students can do individual tasks
 - **Read patient notes** (begin to analyse medical information and relevant data)
 - **Plan and conduct subjective assessments** (taking an effective history from a patient)
 - **Establish goals** (relevant and patient-centred)
 - **Identify main problems**
 - **Write SOATAP (SOAP) notes** (draft or 'shadow' writing to begin with)
- Suggest how physiotherapy can assist/support each patient (with reasoning)
- Spend time with other members of an interprofessional health care team
- **Be observed by their supervisor(s)** – to provide feedback and complete assessment



11

Suggestions from other supervisors...



12

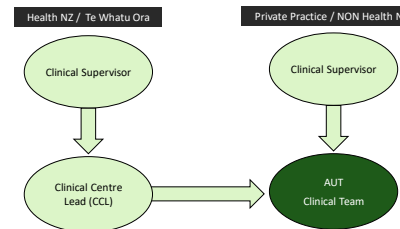
Expectations (from AUT), what is not expected in the Year 3 placement...

- Student(s) develop or implement treatment plans without clinical supervisor guidance/direct supervision.
- Student(s) manage own patient caseload
- However: if there are opportunities for students to assist development of patient treatment/management plans and implement that treatment plan...
- NOT AN OBSERVATIONAL PLACEMENT - the assessment of this clinical placement requires students to be actively participating in physiotherapy practice



13

Communication, if you have any concerns...



Student personal concerns: maintain student privacy, but do not promise confidentiality...

AUT has a 'duty of care' for student wellbeing and must be informed of any concerns



14

Student absence (e.g. illness/bereavement)...

- Students are required to attend all placements unless prevented by special circumstances
- Students **MUST** call/contact you before the working day begins (as outlined in the Placement Agreement)
- **Health NZ placements** – also notify your Clinical Centre Leader (CCL)
- **Non-Health NZ placements** – also notify the AUT Clinical Team
- If a student has 3 or more days off during a placement, their ability to continue the placement will be determined by the AUT Clinical Team



15



16