



**AUTonline** (Blackboard 6.3)

---

Using Turnitin with *AUTonline*

## STUDENT GUIDE

# Using Turnitin via AUTonline

Use this guide if your lecturer has requested you to submit your assignments into Turnitin via AUTonline/Blackboard. If you are not sure please check with your lecturer before attempting to submit your assignments.

## How do I know what a Turnitin assignment looks like?

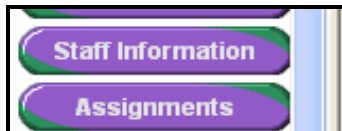
All Turnitin assignments in AUTonline/Blackboard can be identified by the Turnitin assignment logo.



## Student Usage

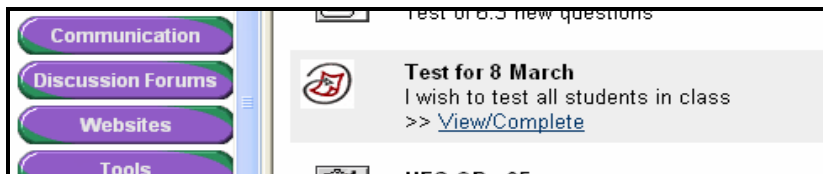
Students can submit papers to Turnitin through AUTonline. To submit your assignment/work you will need to login to AUTonline and then:

1. Click Assignments (or another link as directed by your lecturer) within your course (*i*). A list of available course assignments will be shown.



*i. Click assignments to open your course Assignments page.*

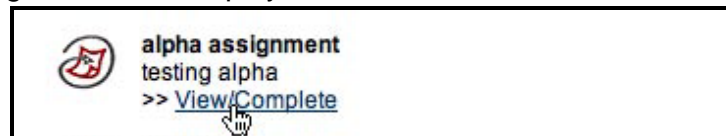
2. Turnitin Assignments for your course will display on the screen (*ii*)



*ii. The assignment will appear with the Turnitin logo next to it.*

## To submit a paper to an assignment:

1. Click the View/Complete link under the relevant assignment. You will see the Turnitin assignment area display *iii*



*iii. Click to open the paper submission form or view your submission results*

- Click the **submit** icon to begin submitting your assignment (*iv*). Select the 'file upload' from the drop down menu (eg submit a paper by file upload)



*iv. Click to open the paper submission form*

- Enter a title for your paper.
- Click the **browse** button to locate the file you want to submit.
- Click **submit**. The content of the file you are submitting will display on the screen. You will be asked to confirm that the text displayed on the screen is the text you wish to submit. If the text is correct, click **yes** and then submit to finalize the submission.

## About the originality report

If your lecturer has given students access to view their 'originality report', then you can view your submission and report by clicking on an assignment's Originality Report icon (a coloured icon next to the assignment within your class) next to your Originality Report (v). it will appear a few minutes after submission. If there is a delay your report icon will appear 'greyed out' until the time period has elapsed, after which time the report will appear.

#	assignment	submit	title	submitted	contents
4	<a href="#">New Turnitin Assignment</a> 02-06-06 07-13-06		<a href="#">New Assignment 2</a>	03-01-06	--  .doc

*v. Click on the report icon to view the report.*

## Originality Report

assignment	submit	title	submitted	contents
<a href="#">image</a> 08-09-06		<a href="#">Image paper</a>	08-02-06	5%   .pdf

*iv. Click to open the Originality Report.*

The originality report will show the submitted assignment, and the related matching text links side by side. You can view matching text by clicking on the number next to the specific text match. The percentage of text matching from the source will show. A link to the original website or submission will be displayed. You can click on the link to view the original source.